



Investigations Case Management Release Notes

VERSION 2026

jade[™]

Jade Software Corporation Limited cannot accept any financial or other responsibilities that may be the result of your use of this information or software material, including direct, indirect, special or consequential damages, or loss of profits. There are no warranties extended or granted by this document or software material.

You should be very careful to ensure that the use of this software material and/or information complies with the laws, rules, and regulations of the jurisdictions with respect to which it is used. No part of this document may be reproduced or transmitted in any form or by any means, electronic or mechanical, for any purpose, without the express written permission of Jade Software Corporation Limited.

The information contained herein is subject to change without notice. Revisions may be issued to advise of such changes and/or additions.

Copyright © 2026 Jade Software Corporation Limited.

All rights reserved.

JADE is a trademark of Jade Software Limited. All trade names referenced are the service mark, trademark, or registered trademark of the respective manufacturer.

Contents

ICM 2026 Release Notes	4
Case Changes	5
Summary Details for File Import Definitions	5
Creating a New Entity Usability Improvement for Selecting a Relationship	7
Attributes Change	8
Option to Retain Default Attributes without a Value	8
Search Change	10
Indicate the Number of Records Retrieved before Committing to Viewing Them	10
Preferences Change	11
Home Screen Default Tab	11
Administration Changes	14
Notes on Team Maintenance Screen	14
Data Entry Template Usability Improvements	14
Showing Deactivated and Deleted Users, Teams, Designations, or Roles	16
Maximum Entity Description Length Increase	16

ICM 2026 Release Notes

These release notes explain the new features available in the 2026 version of Jade Investigations Case Management (ICM).

You can upgrade to ICM 2026 only from one of the following releases.

- ICM 2025 (all builds)
- ICM 2025 Service Pack 1 (SP1) (all builds)

This upgrade applies to the application server only; there are no thin client files upgraded in this release.

This document covers the following changes.

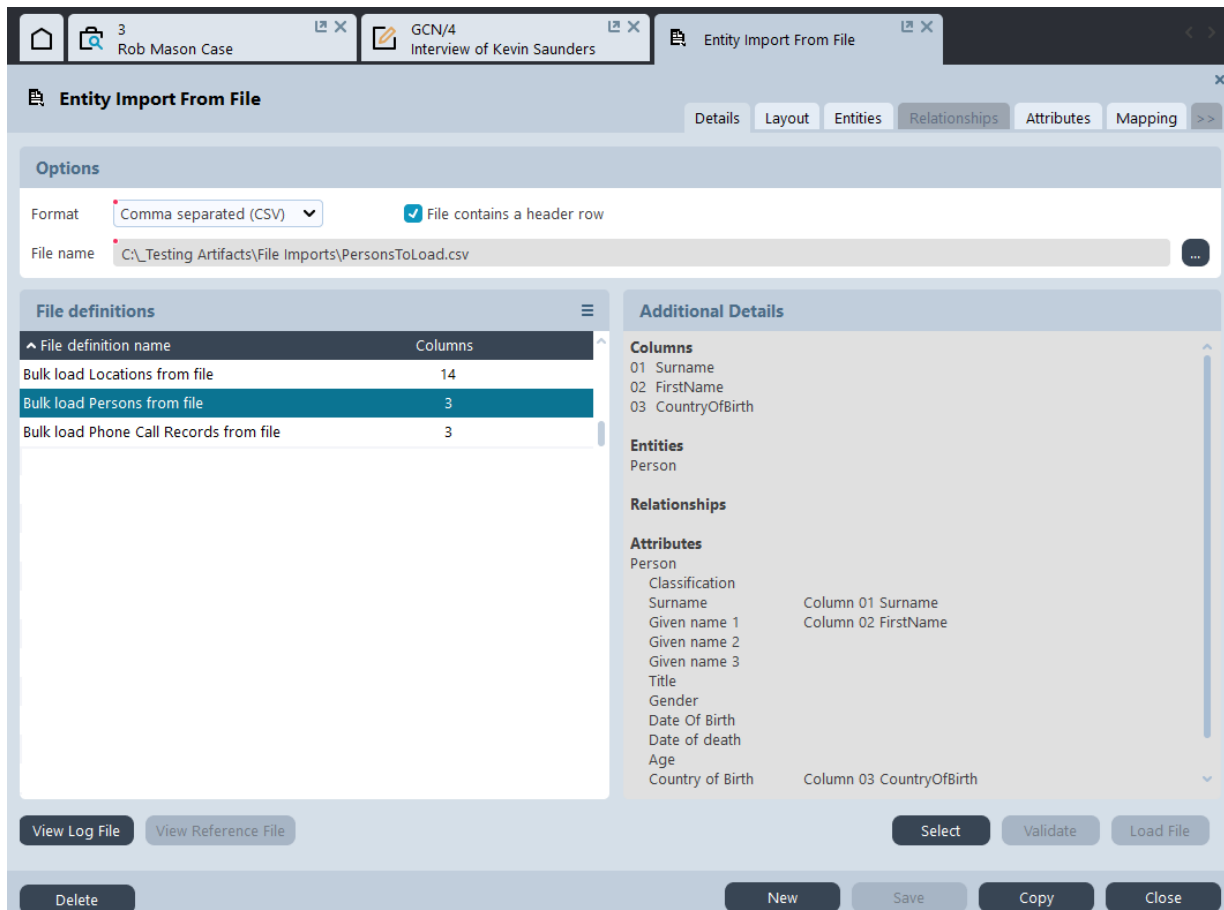
- [Case Changes](#)
- [Attributes Change](#)
- [Search Change](#)
- [Preferences Change](#)
- [Administration Changes](#)

Case Changes

The ICM 2026 release includes the following changes to cases.

Summary Details for File Import Definitions

The Entity Import From File screen, shown in the following image, is displayed when you select the **File import** item from the **Overflow >>** menu of a Case Note maintenance screen.



An Additional Details panel now displays a summary of details about the file definition that is selected in the **File Definition** table. Additional details help you select the most-relevant file definition to match the contents of the file to be loaded.

In the previous image, the **Bulk load Persons from file** file definition is selected. For this file definition, the Additional Details panel displays the following information.

- There is one entity type only: Person
- Three columns are configured, as follows.
 - Surname
 - FirstName
 - CountryOfBirth
- Each column is mapped to an appropriate Person attribute
- No relationships are configured (but they are required when users enter data into ICM)

Notes

Similar behaviour is implemented for other source document types; for example, Information Reports, Incident Reports, Tasks, Task Results, and so on.

In addition, file definitions can also be viewed from the System menu.

Select the **File Definitions** command from the System menu to display the File definitions screen, which now displays the Additional Details panel, as shown in the following image.

The screenshot shows the 'File definitions' window with the following components:

- File definitions table:**

File definition name	Columns
Bulk load Locations from file	14
Bulk load Persons from file	3
Bulk load Phone Call Records from file	3
Bulk Load Testing	90
Demo file import	41
Event File Import	12
Example of file import	7
New Test upload	44
PIN Register Upload	5
- Additional Details panel:**
 - Columns:** 01 Surname, 02 FirstName, 03 CountryOfBirth
 - Entities:** Person
 - Relationships:** (None listed)
 - Attributes:** Person, Classification, Surname (Column 01 Surname), Given name (1 Column 02 FirstName)
- Details section:**
 - Name: Bulk load Persons from file
 - Options: Private definition, Publish to all users, Publish to team
 - Available/Selected lists: Two empty lists with search and navigation icons.
- Buttons:** Save, Close

Creating a New Entity Usability Improvement for Selecting a Relationship

When creating a new entity from a case note, the New *entity-type* screen initially displays with the **Relationship** drop-down list in focus, ready for you to make a selection. Sometimes, however, there is only one relationship option available, which makes a selection a redundant process.

Now, when there is only one relationship option, it is selected automatically and focus moves on to the next data entry field, as shown in the following image.

The screenshot shows the 'New Document' form in ICM 2026. The form is titled 'New Document' and includes a 'Relationship' field with the value 'Referenced By [References] (Document)'. A callout box points to this field with the text 'One option available in the Relationship drop-down list'. Below the 'Relationship' field is the 'Title' field, which has a red focus indicator and a callout box pointing to it with the text 'Focus moves to the next data entry field'. The form also includes a 'Description' field, a 'Hash Value' field, and several checkboxes: 'Open release', 'Limited release', 'Locked', and 'Versioning enabled'. There are also buttons for 'View', 'Edit', 'Browse', and 'Template'.

Attributes Change

The ICM 2026 release includes the following attributes change.

Option to Retain Default Attributes without a Value

When defining entity attributes, the **Data entry optional** option is now available on the Entity Attributes screen.

The **Data entry optional** option is available when you select the **DEFAULT** attribute option, as shown in the following image.

The screenshot displays the 'Entity Attributes' configuration window. The 'Criteria' section shows 'Person' selected for 'Select Type'. The 'Attributes' list includes 'Country of Residence', which is highlighted. The 'Details' tab is active, showing the following configuration for 'Country of Residence':

- Category: Attribute Name
- Description: Country of Residence
- Code table: Country
- Default Value: (empty)
- Options:
 - COMMENTS - Allow comments for this attribute
 - DEACTIVATED - The attribute type is deactivated
 - DEFAULT - Attribute will be created by default**
 - Data entry optional
 - VALUE - A value must be selected for this attribute

Buttons at the bottom include 'New', 'Save', 'Delete', and 'Close'.

When entering data for an entity with this option set, an attribute with this setting can be left blank and the entity can still be saved. This is useful if you need the attribute to always be displayed on the screen, but you do not yet know the value to assign.

In the example shown in the following image, the **Offence** and **Country of Residence** attributes have been configured with the **Data entry optional** set to **true**.

The screenshot displays the ICM Person [URN: 48] interface. The main area shows the person's details, including name (GUISE, Fred), gender (Male), and various release status options. The right-hand panel is titled 'Attributes' and shows a list of selected attributes. The 'Offence' attribute is expanded, showing an empty 'Action' field. The 'Country of Residence' attribute is also expanded, showing empty fields for 'Eye Color' (set to Blue) and 'Hair Color' (set to Black). The 'Save' button at the bottom right is disabled, indicating the entity has been successfully saved.

Relationship	To	URN	Entity	Start
Referenced I		33	[Draft] Witness	

Filter
- Case Note
- Cases
- Homicide File
- [2014-1] Operation Hagle

Note that the:

- **Offence** and **Country of Residence** attribute fields have no value specified
- Entity has been successfully saved (that is, the **Save** button is disabled)
- **Action** attribute field is not specifically configured as **Data entry optional**, but it remains empty since it is conditional on a value being entered for the **Offence** attribute.

Search Change

The ICM 2026 release includes the following search change.

Indicate the Number of Records Retrieved before Committing to Viewing Them

A search can potentially return a large number of results. When this number exceeds a predetermined value (which your ICM administrator can set), you now have an option to proceed, or not, to display the search results.

The **Maximum search results before warning** field has been added to the **Options** sheet of the System Settings screen, as shown in the following image.

The screenshot shows the 'System Settings' window with the 'Options' tab selected. The 'General Settings' section contains the following items:

- Hide no access results on searches (When ticked this overrides entity type settings and user permissions)
- Maximum search results before warning** (Ask user before displaying results if search returns more entities. Zero means never ask)
- Allow source entities directly added to case (Allow source entities to be introduced directly into a case without a proxy case note)
- Single source entity relationship (Allow only one relationship type to be configured between a source entity and any entity)
- Include default source entity relationship (Include the system default relationship type 'references' <-> 'is referenced in' in the dropdown list)
- Enable Phase and Line of Enquiry feature Phase/LOE/Review/Disclosure collapsed by default

The 'Help Settings' section contains:

- Help file base URL
- Help index page

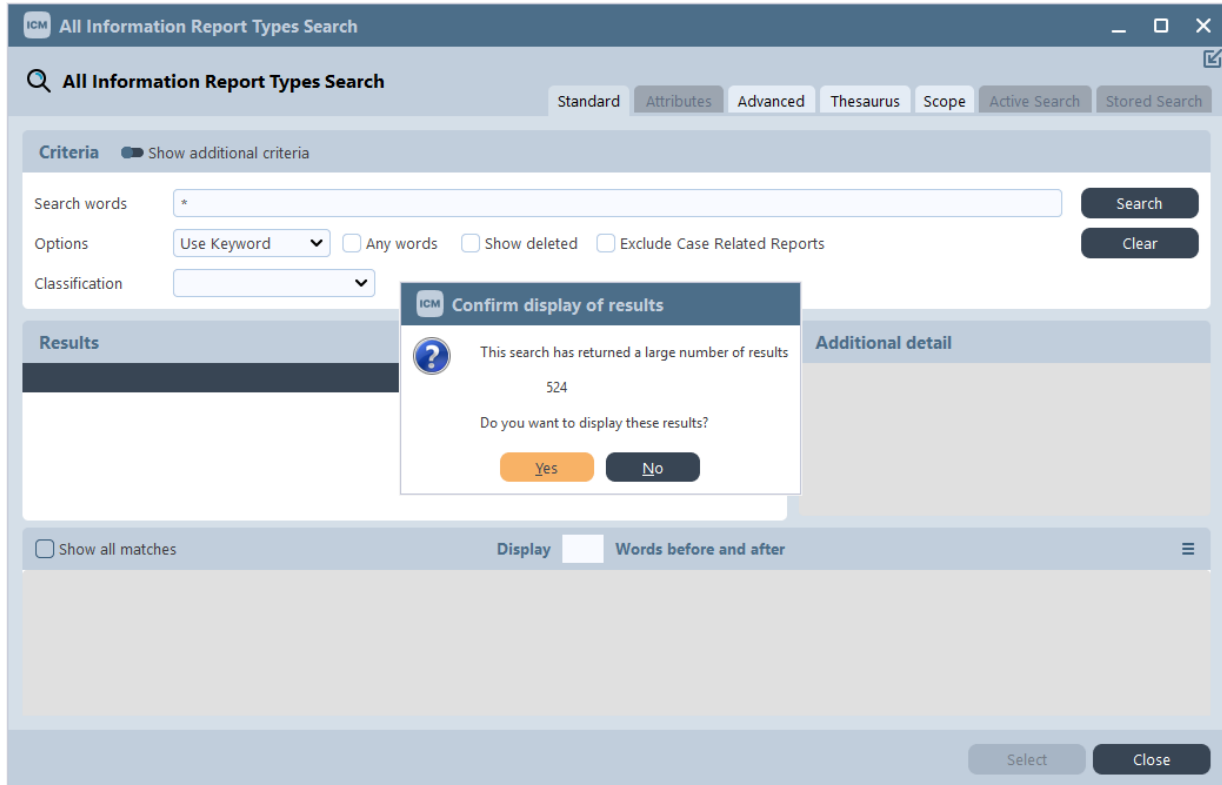
The 'Debug Settings' section contains:

- Log background process
- Log full stack dump

At the bottom right, there are 'Save' and 'Close' buttons.

In the **Maximum search results before warning** field, enter the maximum number of search results, before a warning is displayed. Specify zero (0), if you do not want to display a warning.

The example shown in the following image shows a search that invokes the warning.



Preferences Change

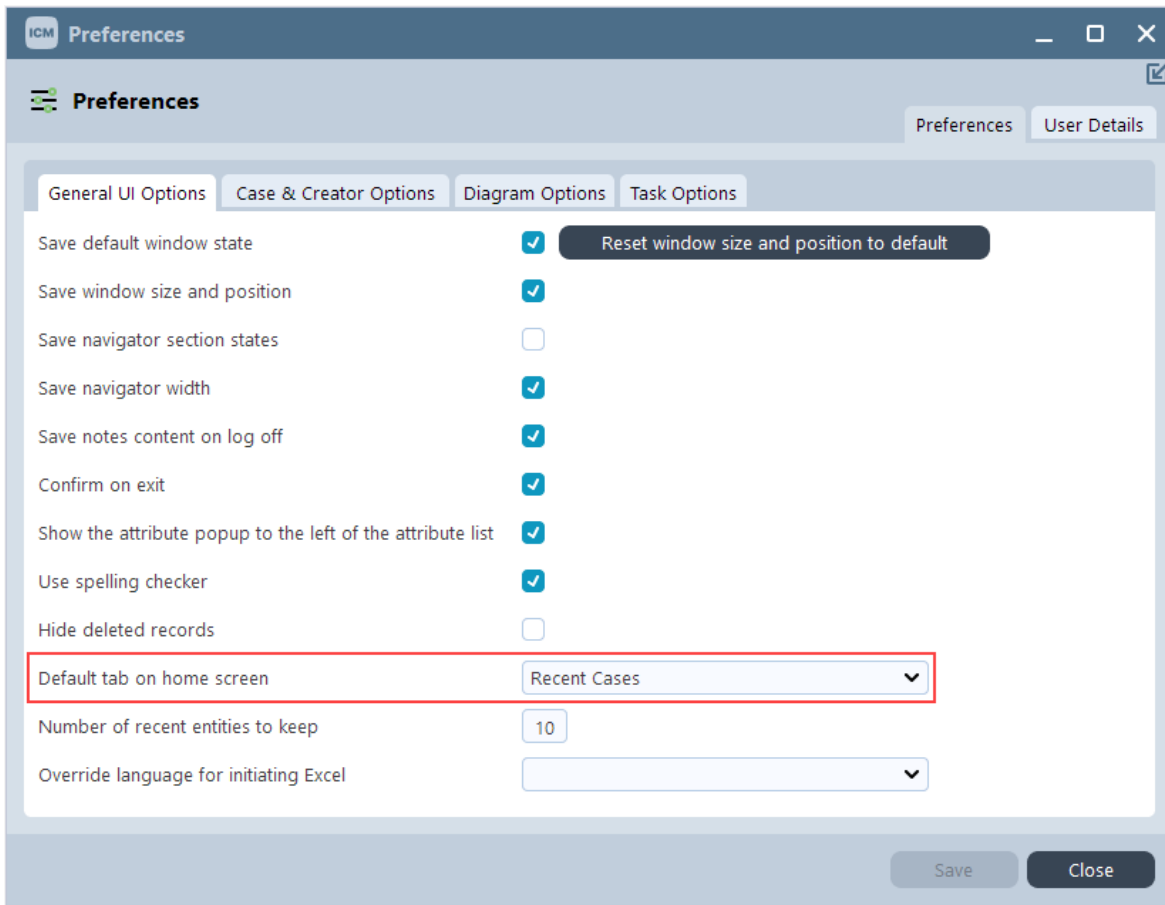
The ICM 2026 release includes the following preferences change.

Home Screen Default Tab

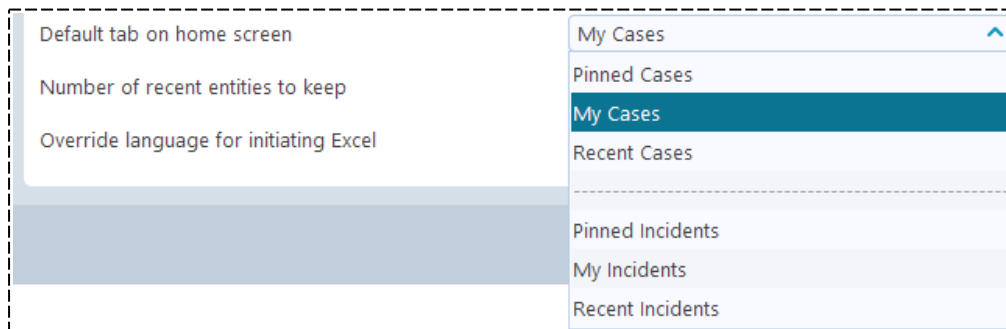
The Home screen, which is displayed when you first log on to ICM or when you click the **Home** button, has been extended to include the following new subsheets in addition to the existing cases subsheets.

- Pinned incidents
- My incidents
- Recent incidents

The **General UI Options** sheet of the Preferences screen enables you to configure which sheet is displayed by default on the Home screen when you log on to ICM, as shown in the following image.



The **Default tab on home screen** option buttons have been replaced with a drop-down list, as shown in the following image.



An example of the Home screen subsheets are shown in the following image.

The screenshot displays the ICM Home screen interface. At the top, there is a navigation bar with the title 'Investigations Case Management [Demonstration]' and a menu including System, Incident Reports, Information Reports, Cases, Tasks, Property, Search, Noticeboard, Reporting, Admin, and Help. A 'TECH DOCUMENTATION' icon is also present. Below the navigation bar is a toolbar with various icons and a 'Preferences' window. The main content area is divided into two sections. On the left is a 'Recent' sidebar with a list of items: General Case Note, Forensic Note, Research / Analysis Activity, Surveillance Activity, Telephone Intercept Summary, Different Doc type, Contact Number, Document, Event, Firearm, Image, and Location. On the right is a main dashboard area. It features a 'Welcome back Tech DOCUMENTATION' banner with a date '31 MAR' and the ICM logo. Below the banner are two tabs: 'Cases' and 'Incident reports'. The 'Cases' tab is active, showing a table with columns: Type, URN, Status, Title, Classification, and Last Modified. The table contains the following data:

Type	URN	Status	Title	Classification	Last Modified
Case File	17	Under Review	Boat River thefts	Restricted	29/01/2026 14:56
Case File	2	Active	Homicide - John SMITH	Unclassified	16/07/2025 15:11
Homicide File	2014-1	Open	Operation Hagley	Unclassified	02/08/2018 16:10
Case File	15	Active	Creditcard fraud ADI Industries Ltd	Restricted	12/09/2017 11:50
Case File	18	Open	Avocado Theft	Unclassified	08/09/2017 12:28
Case File	14	Open	Fraud in XYZ Co. Ltd	Restricted	05/09/2016 10:31
Case File	12	Open	New Investigation at Hagley	Unclassified	16/03/2016 15:08

Administration Changes

The ICM 2026 release includes the following administration changes.

Notes on Team Maintenance Screen

The Team Maintenance screen now includes a **Notes** field, shown in the following image.

The screenshot displays the 'Team Maintenance' interface. At the top, there are tabs for 'Roles', 'Users', 'Teams', and 'Designations'. Below these is a list of teams: 'All Users', 'Executive', 'Investigation Team 1', 'Investigation Team 2', 'Investigation Team 3', and 'Surveillance Operatives'. A 'Show Deactivated/Deleted' toggle is visible. The 'Details' tab is selected, showing fields for 'Description' (set to 'All Users'), 'Can receive task', 'Hide Team Members', and 'Deactivated'. A 'Notes' field is highlighted with a red border. At the bottom, there are buttons for 'Delete', 'New', 'Save', and 'Close'.

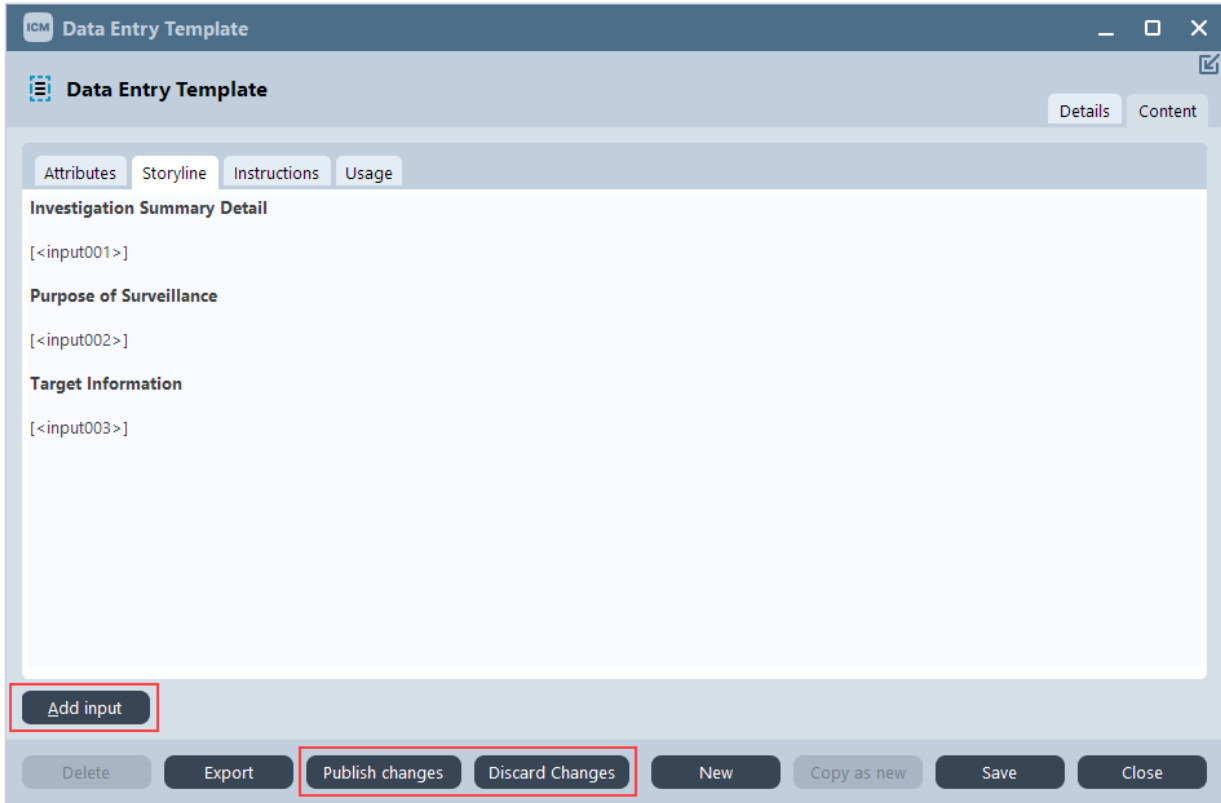
The **Notes** field on the Team Maintenance screen is similar to the existing **Notes** field on the User Maintenance screen.

Data Entry Template Usability Improvements

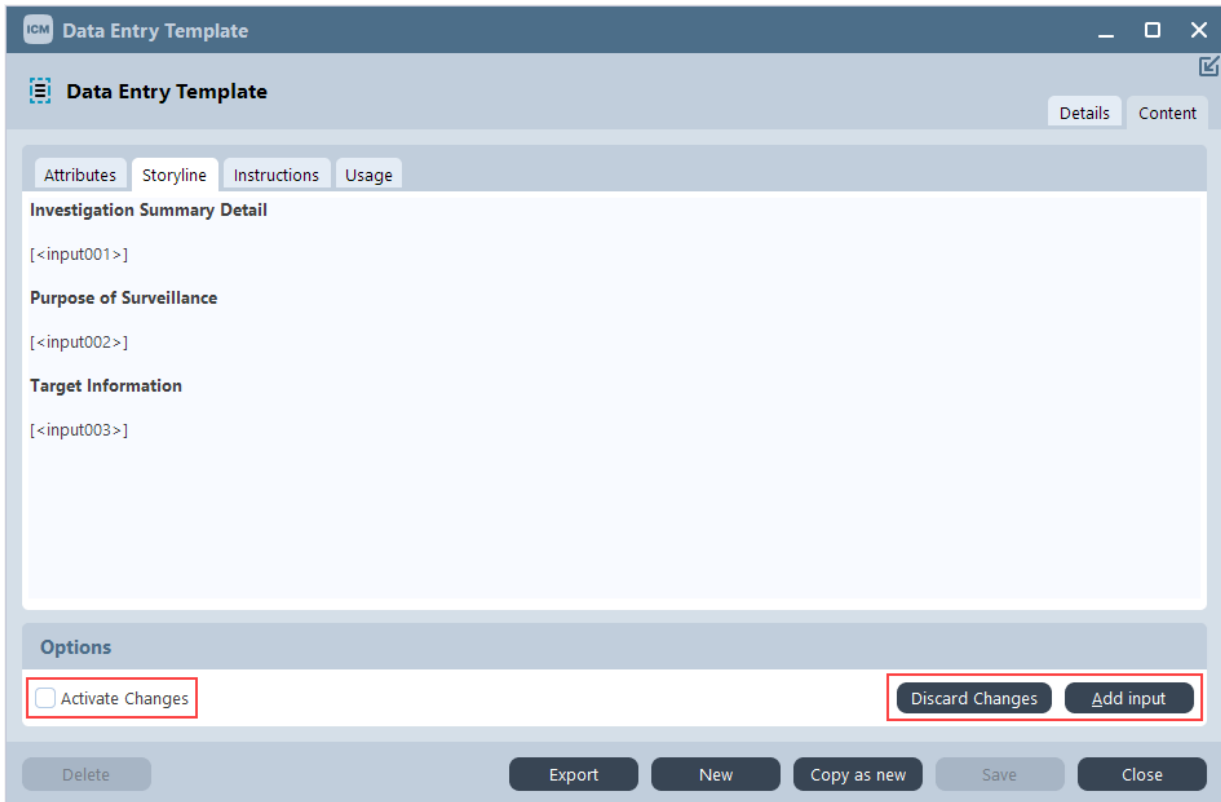
To make the workflow more streamlined and intuitive on the Data Entry Template screen, the following changes have been made.

- The Options panel, containing the **Activate Changes** check box, **Discard Changes** button, and **Add input** button, has been removed from the **Attributes** sheet.
- The **Activate Changes** check box function has been replaced with the **Publish changes** button, which is located in the row of buttons at the bottom of the screen.
- The **Discard Changes** button has been repositioned to the row of buttons at the bottom of the screen.
- The **Add input** button has been repositioned to the far left of the screen.

The following image shows the button layout on the Data Entry Template screen in ICM release 2026.



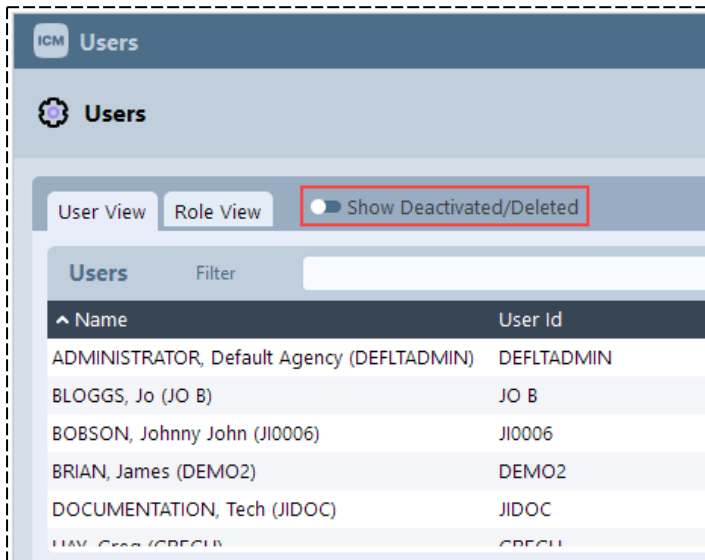
The following image shows the button layout on the Data Entry Template screen in the previous ICM release.



Showing Deactivated and Deleted Users, Teams, Designations, or Roles

When opening any of the User, Team, Designation, or Role maintenance screens, deactivated or deleted items are not displayed, by default. To display deactivated or deleted items, slide the **Show Deactivated/Deleted** toggle to the right.

The following image shows an example of the **Show Deactivated/Deleted** toggle.



Maximum Entity Description Length Increase

On the **Options** sheet of the System Settings screen, the number of permitted digits in the **Warn user when entity description longer than** field has increased from four to seven. The maximum length of an entity description can now be 9,999,999 characters before a warning is displayed.

